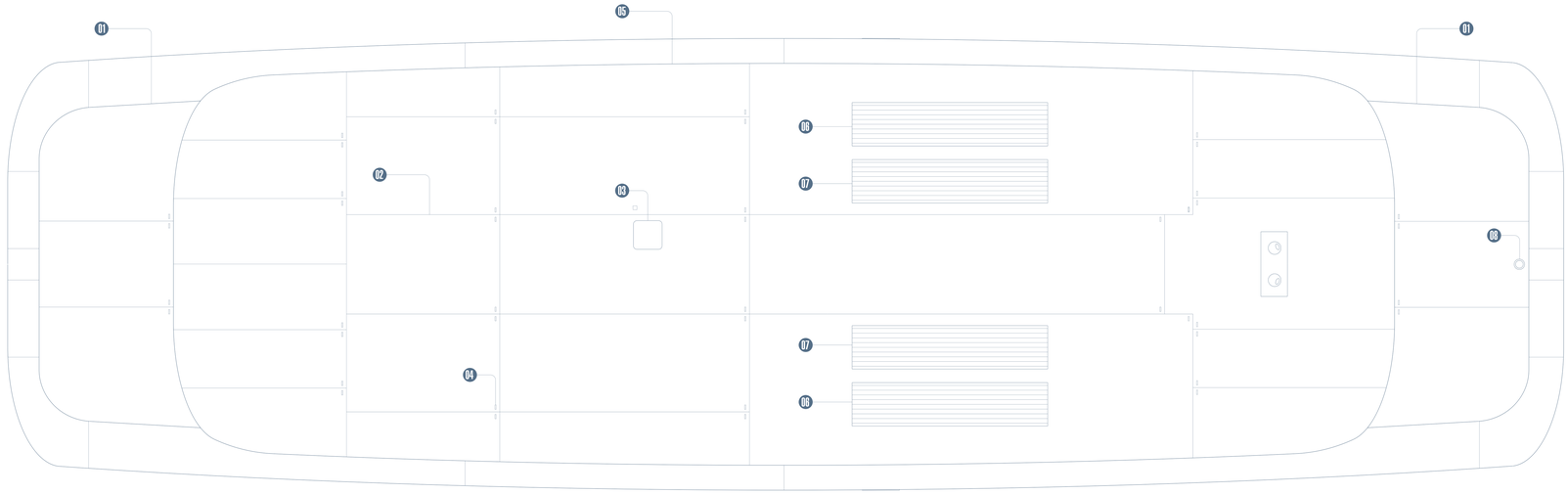

DORSAL VIEW

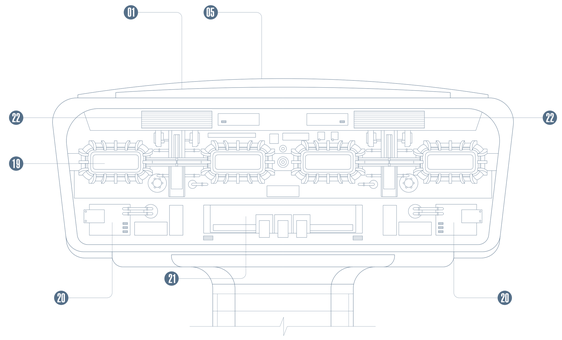

FORWARD VIEW (AFT SIMILAR)

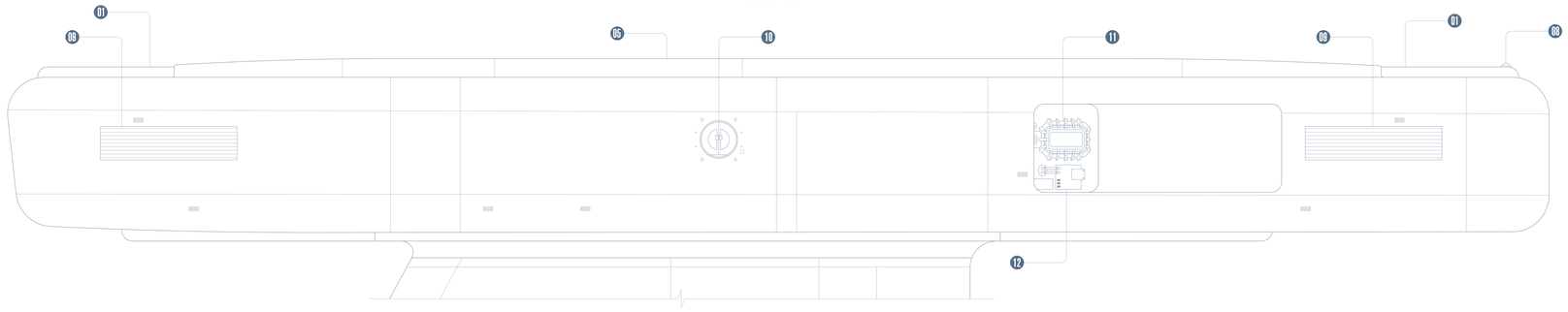

PROFILE VIEW

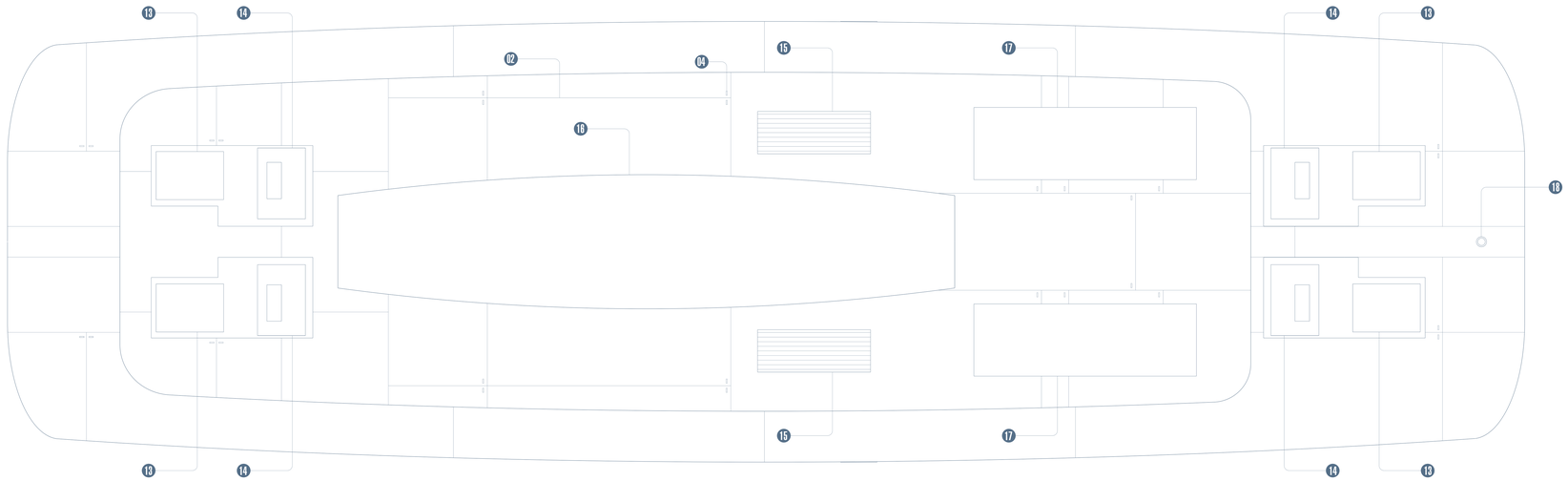

DORSAL VIEW

SHEET DT-02

LEGEND

ITEM	DESCRIPTION	ITEM	DESCRIPTION	ITEM	DESCRIPTION
01	TARGETING SCANNER EMPLACEMENT	11	COUNTERMEASURES LAUNCH TUBE	21	TARGETING SCANNER EMPLACEMENT
02	DEFLECTOR SHIELD GRID (TYP)	12	COUNTERMEASURES LAUNCH TUBE MECHANICS	22	EMERGENCY ENVIRONMENTAL VENTILATION PORT
03	PERSONNEL HATCH	13	TANKAGE RESUPPLY HATCH		
04	DEFENSIVE SHIELD AMPLIFIER (TYP)	14	CRYOGENIC PUMP MAINTENANCE HATCH		
05	HIGH FREQUENCY SENSOR ARRAY SHROUD	15	THERMAL REGULATOR EXHAUST PORT		
06	PRIMARY LONG-RANGE TACTICAL SENSOR SUITE	16	WEAPONS MODULE CONNECTION HARDPOINT		
07	SECONDARY LONG-RANGE TACTICAL SENSOR SUITE	17	ORDNANCE RESUPPLY HATCH		
08	FORMATION STROBE	18	NAVIGATIONAL BEACON		
09	PHOTON TORPEDO EXHAUST PORT	19	TORPEDO LAUNCH TUBE (TYP)		
10	PERSONNEL SHUTTLEPOD DOCKING PORT	20	TORPEDO LAUNCH TUBE MECHANICS		

EXTERNAL DETAIL - ARMAMENT MODULE ASSEMBLY (AMA)

TEMPEST

STARFLEET ASDB

CONSTRUCTION FACILITY:	PROJECT:	TECHNICAL ILLUSTRATION:
VON BRAUN FLEET YARDS, EARTH	TEMPEST CLASS PROTOTYPE	ASTRISTECH DESIGN GROUP
DESIGNATION:	REGISTRATION NUMBER:	ENGINEERING & RESEARCH:
U.S.S. TEMPEST	NX-2200	STARFLEET CORP OF ENGINEERS

© 2016 PLANS DESIGNED BY ASTRISTECH DESIGN GROUP IN CONJUNCTION WITH ESTABLISHED ELEMENTS FROM STAR TREK. ORIGINAL DESIGN BY MICHAEL C. RUPPRECHT AND ALEX ROSENWEIG. STAR TREK IS © PARAMOUNT PICTURES. THESE PLANS ARE OF A SCHOLARLY WORK, AND ANY POSSIBLE INFRINGEMENT OF THEIR COPYRIGHT IS NOT INTENDED IN ANY WAY. RATHER, SIMILARITIES OCCUR IN THE INTEREST OF MAINTAINING CONTINUITY.

ASTRISTECH DESIGN GROUP