

VESSEL CENTERLINE

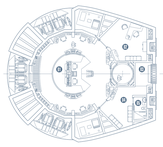

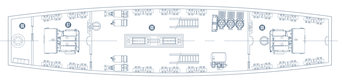

SHEET IP-01

COMPARTMENT KEY

ID	DESCRIPTION
01	MAIN BRIDGE
02	CAPTAIN'S OFFICE
03	AIRLOCK RECEPTION AREA
04	SECURITY / AIRLOCK ACCESS
05	HEAD
06	PTC ACCESS
07	PYLON INTERLOCK MECHANICS (FORE)
08	PYLON INTERLOCK MECHANICS / TORPEDO TRANSFER SHAFT
09	PYLON INTERLOCK MECHANICS (AFT)

TEMPEST

INTERNAL PLAN - DECK 1 & ARMAMENT MODULE PYLON LEVEL 1

STARFLEET ASDB

CONSTRUCTION FACILITY:	PROJECT:	TECHNICAL ILLUSTRATION:
VON BRAUN FLEET YARDS, EARTH	TEMPEST CLASS PROTOTYPE	ASTRISTECH DESIGN GROUP
DESIGNATION:	REGISTRATION NUMBER:	ENGINEERING & RESEARCH:
U.S.S. TEMPEST	NX-2200	STARFLEET CORP OF ENGINEERS

© 2016 PLANS DESIGNED BY ASTRISTECH DESIGN GROUP IN CONJUNCTION WITH ESTABLISHED ELEMENTS FROM STAR TREK. ORIGINAL DESIGN BY MICHAEL C. RUPPRECHT AND ALEX ROSENWEIG. STAR TREK IS © PARAMOUNT PICTURES. THESE PLANS ARE OF A SCHOLARLY WORK, AND ANY POSSIBLE INFRINGEMENT OF THEIR COPYRIGHT IS NOT INTENDED IN ANY WAY. RATHER, SIMILARITIES OCCUR IN THE INTEREST OF MAINTAINING CONTINUITY.

ASTRISTECH DESIGN GROUP